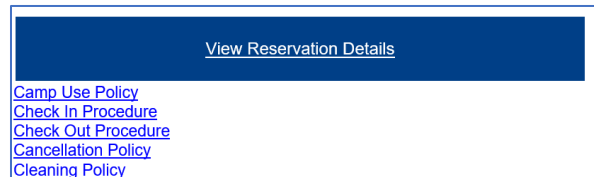




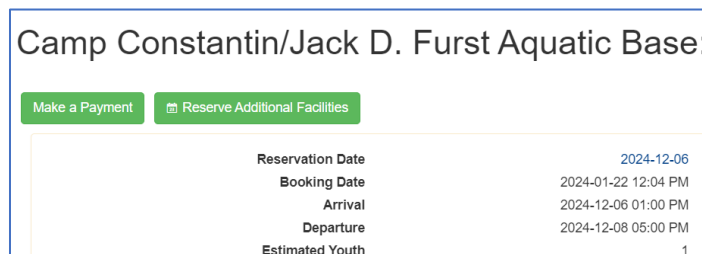
Updating your Unit Reservation

Important: This is only to add another facility (campsite, pavilion, ammunition, etc.) to a currently existing reservation at one of the four Circle Ten Council camps.

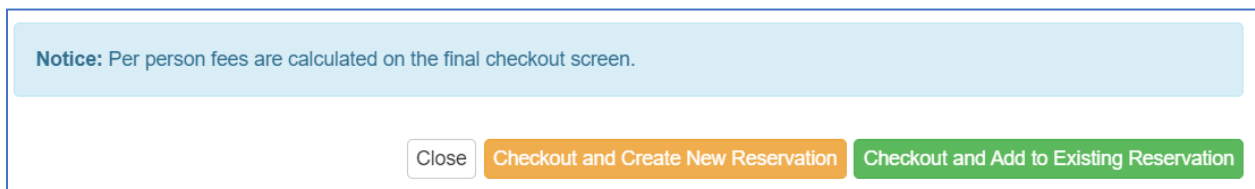
Log into your Black Pug account and select your reservation OR go to your email confirmation. Scroll down to the blue bar and click on “View Reservation Details”. This will bring you into your reservation.



Look for the green “Reserve Additional Facilities” and click the button. You will be able to select available facilities there. You will need to complete checkout to confirm your selection.



To check out, go to the shopping cart on the upper right screen and click on it. A screen will pop up and give you the option to create a new reservation or add to your current reservation. It is recommended that you add the facilities to your existing reservation.



Note: Reservation closes 7 days prior to your arrival date so all additions and changes to your reservation must be made by this date.

It is the responsibility of the person updating the reservation to follow the [Guide to Safe Scouting](#), [Age Appropriate Guidelines](#), and any other BSA-required training for this additional activity.

To make *changes* to existing reservations, email paula.bramble@scouting.org

To *cancel* a reservation or facility, email 571.refundrequest@scouting.org.

